



PRODUCT FEATURES

KALON is an environmental ventilation upstand designed to be installed below any smoke and heat ventilation unit or any skylight. It enables the environmental ventilation to continue to operate in any weather. It is equipped with lateral inner flaps to enable weather-protected ventilation. Inner flaps are controlled by an independent system. Various methods of operation using pneumatic or electric actuators are available.

The KALON can be combined with all louvres, flaps and windows ventilators and skylights, such as, DELTA, MONODELTA, VENTRA, TRILUX. Wide range of sizes and heights available giving a choice of ventilation areas.





TYPICAL APPLICATIONS

Designed to be installed below any smoke and heat ventilation unit or skylights.

MATERIALS

Tempered aluminium, sea water- and corrosion-resistant (EN AW 5754).
Corrosion resistant bearings.
Edge protection sealing profiles applied so that there is no freezing, enabling the equipment to have low air permeability at the same time.

Note: aluminum is supplied untreated as standard. Possibility of being supplied with electrostatic painting (in any RAL color).

DIMENSIONS

Any size required is made to measure depending on the dimensions of the upstand or top ventilator.

CONTROLS NATURAL VENTILATION

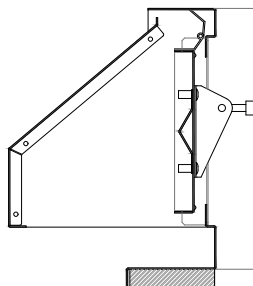
P1: compressed air opening and spring closing.
P2: opening and closing by double-acting pneumatic cylinder.
M24V: electric motor.
M230V: electric motor.

LOUVRES

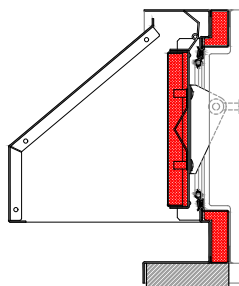
AL: single aluminium.
AL ISO: double insulated aluminium (20 and 50 mm).

BASES

Single aluminium.
 Double wall aluminium with insulation.
 Bases Height: 300 mm.



DETAIL 01
 single aluminium



DETAIL 02
 double wall aluminium with insulation

FLANGES

- S1** Flange for single glass
- S2** Flange for double glass
- S3** Flange for roofs, 45° bended
- S4** Flange for roofs and facades
- S5** Flange for upstand, 90° bended downwards
- S6** Flange 90° bended upwards
- SLS** Flange for skylight connection, for different polycarbonate thicknesses
- SC** Flange for connection with other flange (vents connection). Male or female connection.
- SCM** Flange for male connection
- SCF** Flange for female connection

Note: custom flange design and insulated flanges upon request



S1



S2



S3



S4



S5



S6



SLS



SC



SCM



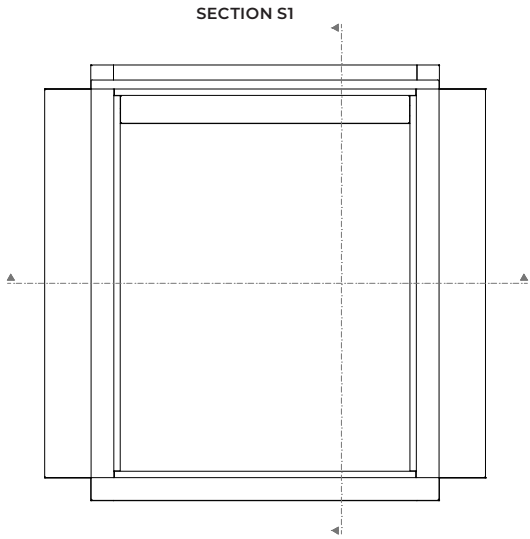
SCF

WEIGHT

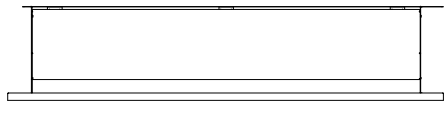
Depends on dimensions and type of infill.

OPTIONS


Custom dimensions.
 Powder-coated design (any RAL colour).
 Bird or insect mesh.
 Insulated version.
 Hidden control system.



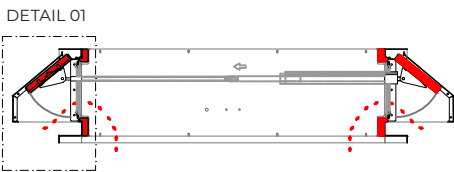
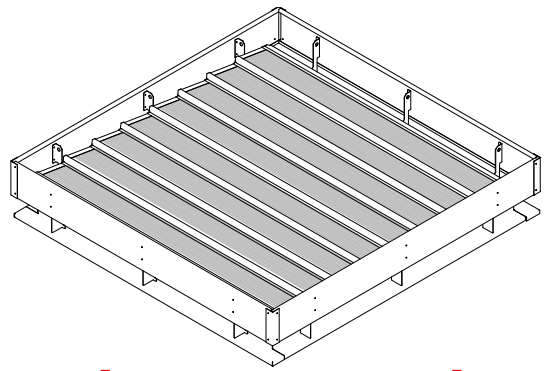
SECTION S1 CLOSED



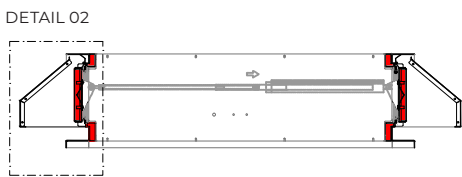
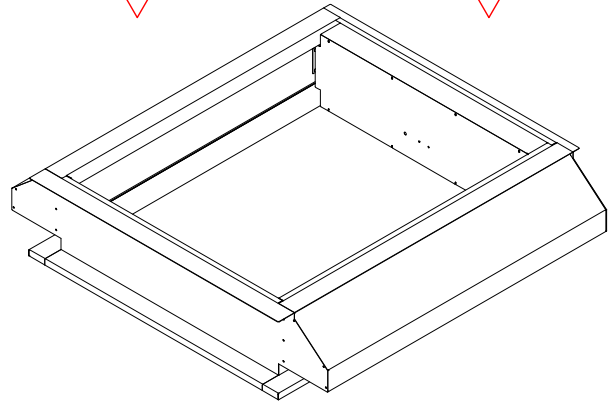
SIDE VIEW



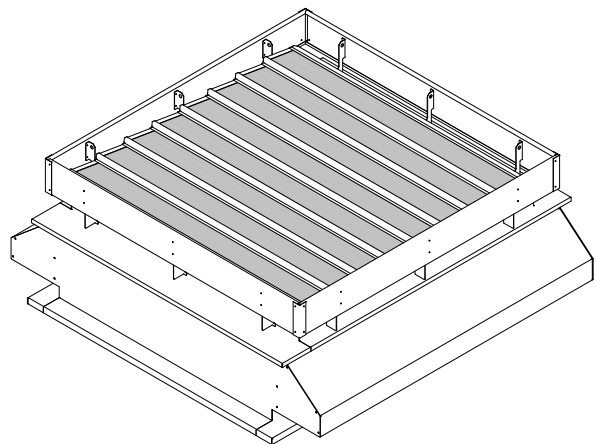
FRONT VIEW



SECTION S2 OPEN



SECTION S2 CLOSED



APPLICATION EXAMPLE: VENTRA OVER A KALON