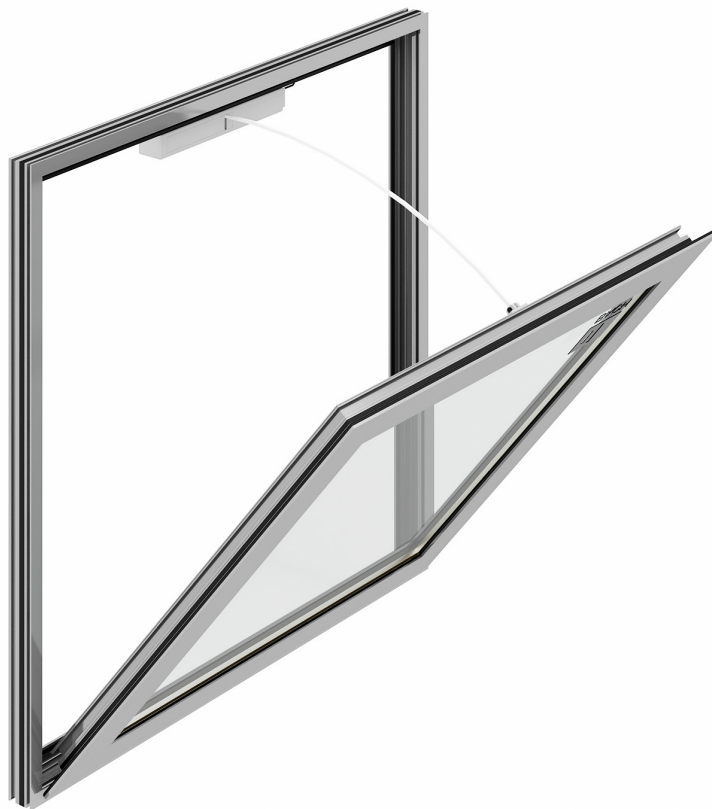


PRODUCT FEATURES

DEVEA is a thermally broken natural ventilation window suitable for natural day to day ventilation and smoke control for installation on vertical facades. It has a slim structure, a compact construction and excellent aesthetics. Possible glazing from 4 to 32 mm. Various opening systems are available.





davea

TYPICAL APPLICATIONS

Particularly suitable for applications on facades. Installations: shopping centres, atria, offices, among others. Special profiles can be adapted for wall curtain systems or others as opening masonry.

MATERIALS

The window structure consists of tempered aluminium. Both the outer frame and flap frame are thermally broken. The frame is sealed with EPDM rubbers.

DIMENSIONS

Depends on type of profiles. Different profiles are available.

INSTALLATION ANGLE

The mounting angle is 90°.

OPENING ANGLE

Depends on dimensions, weight and type of control system.

AIR, WIND, WATER TIGHTNESS

Air permeability: class 4 (600 Pa).
Resistance to wind load: C3 (1200 Pa).
Water tightness: 9A (600 Pa).

THERMAL INSULATION

U-value down to 1.6 W/m²K depending on the frame/vent combination and the glass thickness. Versions with high insulation, HI and HI+, are available.

ACOUSTIC PERFORMANCE

Rw (C; Ctr) = 40 (-2; -4) dB

GLAZING POSSIBILITIES

Possible glazing from 4 to 32 mm.

CONTROLS

M24V: linear electric drive (for smoke and day to day ventilation).
M24V: chain electric drive (for smoke and day to day ventilation).
M230V: electric drive (for day to day ventilation).

WEIGHT

It depends on dimensions and type of gazing.

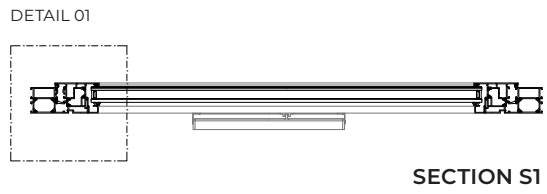
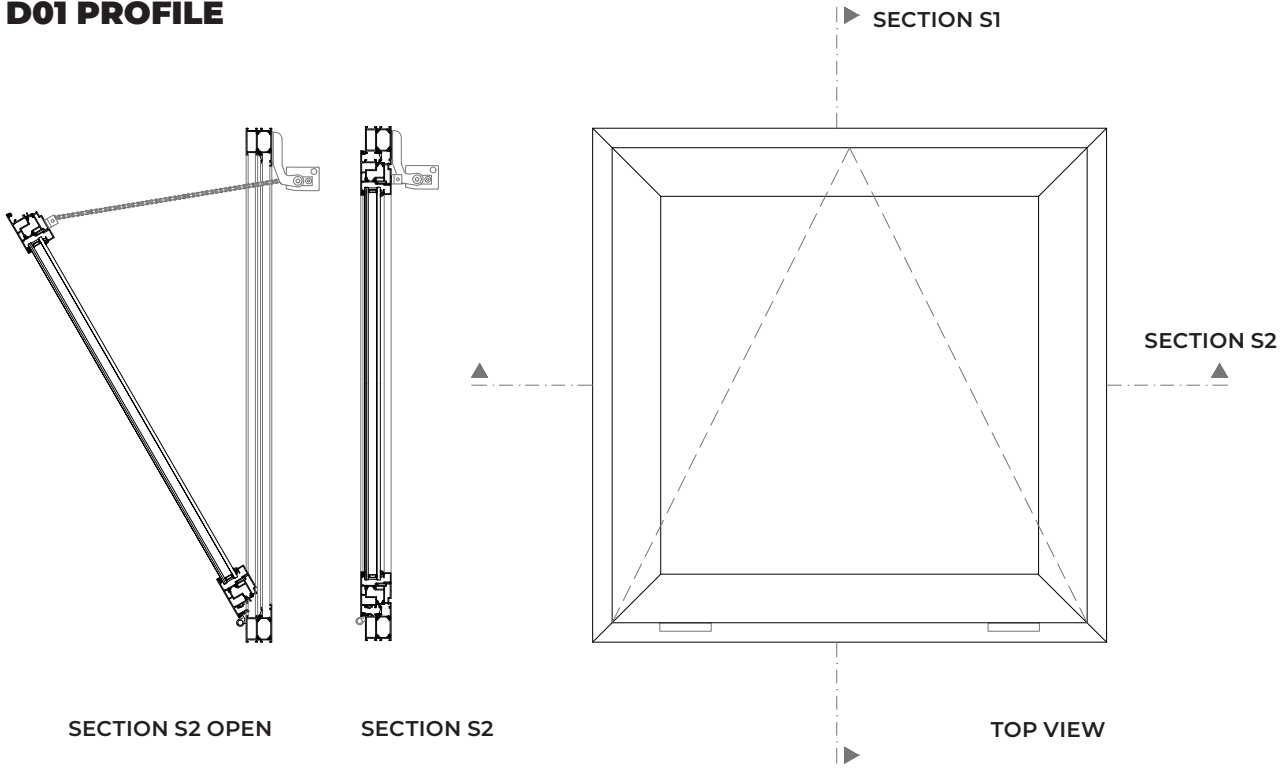
OPTIONS

Custom dimensions
Powder-coated design (any RAL colour).

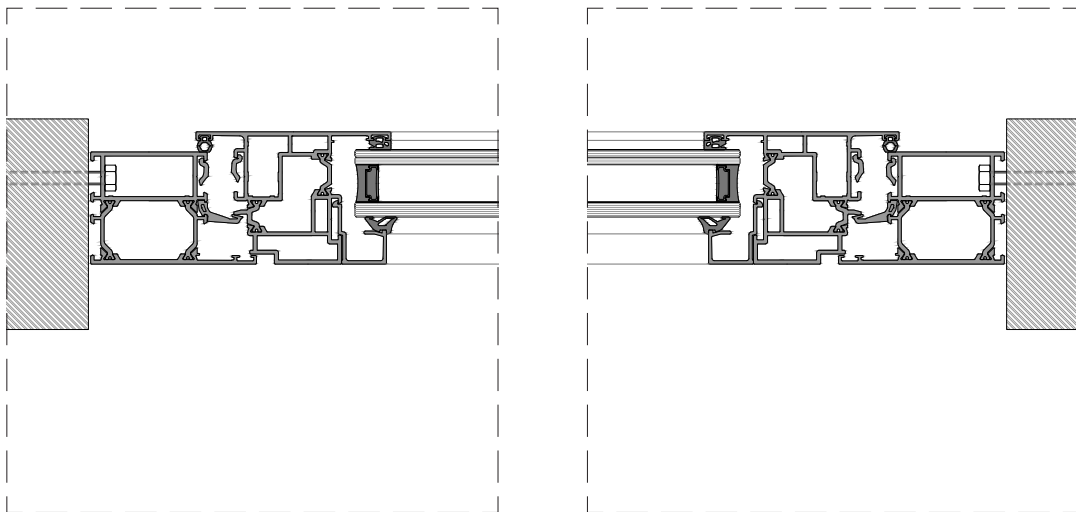
REGULATIONS

The system has been tested and is certified in accordance with EN 12101-2.

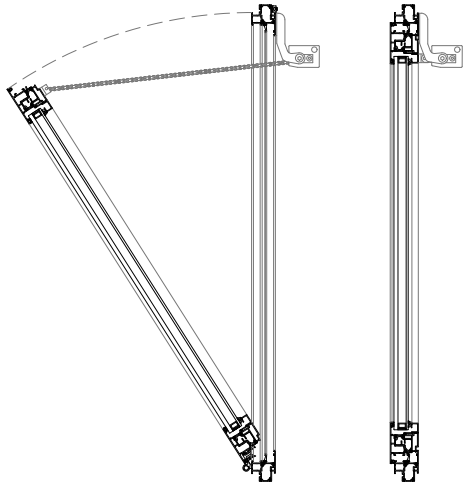
D01 PROFILE



DETAIL 01 D01 MASONRY PROFILE

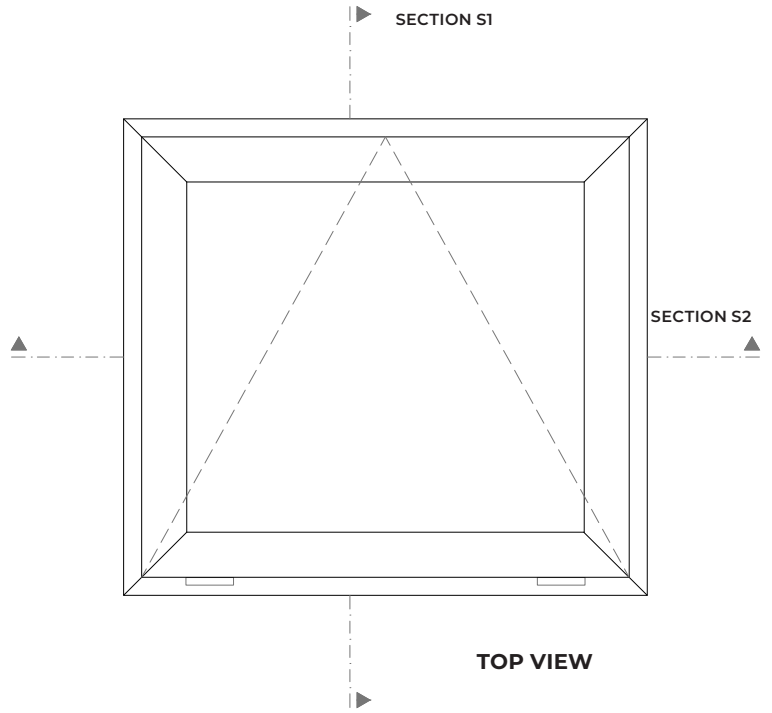


D02 PROFILE



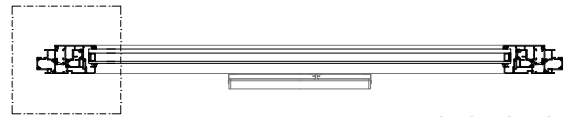
SECTION S2 OPEN

SECTION S2



TOP VIEW

DETAIL 02



SECTION S1

DETAIL 02
D02 WALL CURTAIN SYSTEM PROFILE

