

PRODUCT FEATURES

COVIA RA is a single flap smoke vent suitable for the removal of large quantities of warm air and / or smoke from a building within a short period of time, daily ventilation and natural lighting. Suitable for utilization on various kerbs and domes.

The vents are manufactured according to EN-ISO 9001 quality control standards and comply with the European requirements for NSHE according to EN 12101-2. The vents are formed from high quality corrosion resistant aluminium to ensure low maintenance requirements and watertightness. Various methods of operation using pneumatic or electric actuators are available.

COVIA RA is a perfect solution for preventive fire protection in staircase rooms and can also work as a roof access system. Within the range on the minimum and maximum possible construction sizes, the devices can be supplied in variable dimensions.





TYPICAL APPLICATIONS

Suitable for horizontal and inclined roofs up to 15°. May be installed either onto roofs or into barrel vault daylighting systems. Particularly suitable for warehouses, logistics centres, staircase rooms, production environments and industries.

MATERIALS

Tempered aluminium, sea water- and corrosion-resistant (EN AW 5754). Corrosion resistant bearings. Sealant applied so that there is no freezing, enabling the equipment to have low air permeability at the same time.

Note: aluminum is supplied untreated as standard. Possibility of being supplied with electrostatic painting (in any RAL color).

DIMENSIONS

Roof opening width: 800, 900, 1000, 1100, 1200, 1300 mm.

Roof opening length: from 1000 up to 1400 mm.

Alternative dimensions on demand.

OPENING ANGLE

140°, 150° and 160°.

ROOF ACCESS

Access to the roof through the SHEV or ventilation system.

CONTROLS FIRE VENTILATION

P2F: opening and closing by double-acting pneumatic cylinder with thermofuse.

M24V: traverse with motor 24 V.

FLAPS

- AL** Single Aluminium.⁽¹⁾
- AL ISO** Double insulated aluminium (20 and 50 mm). ⁽¹⁾
- PC16** Polycarbonate 16 mm, clear or opal.
- PC25** Polycarbonate 25 mm, clear or opal.
- PC32** Polycarbonate 32 mm, clear or opal.
- TB** Thermal break in the aluminium profiles. (Available for flaps of AL ISO, PC25 mm, PC32 mm).

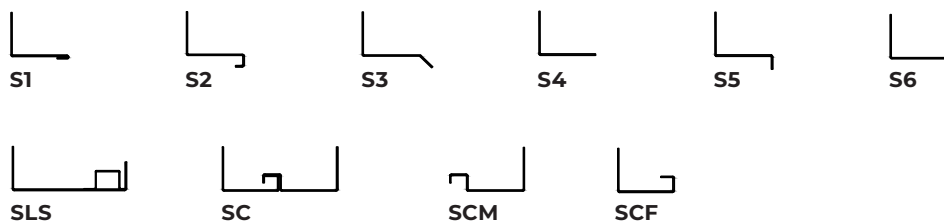
⁽¹⁾aluminium sheet limited to one dimension at 1400 mm (width or length).

BASES

- Single aluminium.
- Double wall aluminium with insulation.
- Double wall aluminium with insulation and TB, thermal break in the aluminium base.
- Other non-standard bases available upon request.

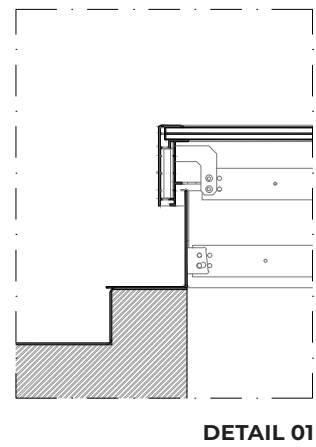
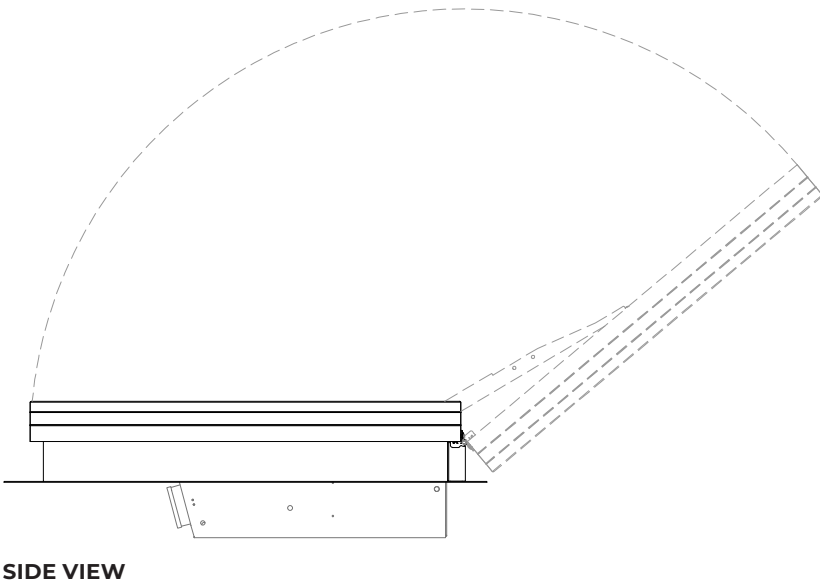
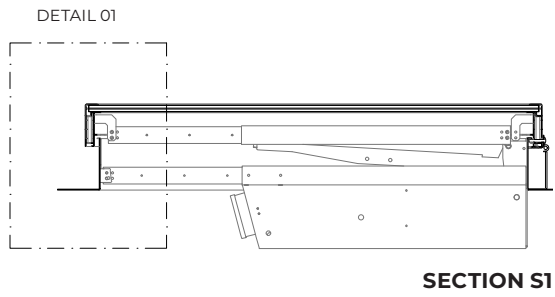
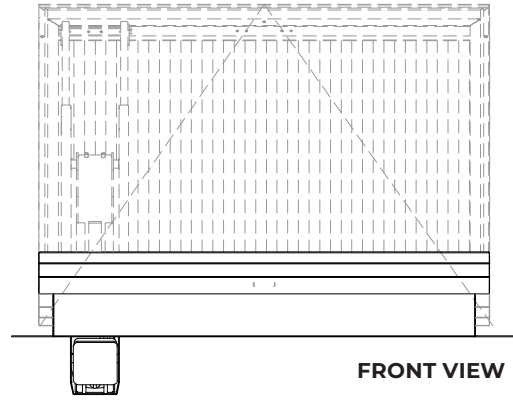
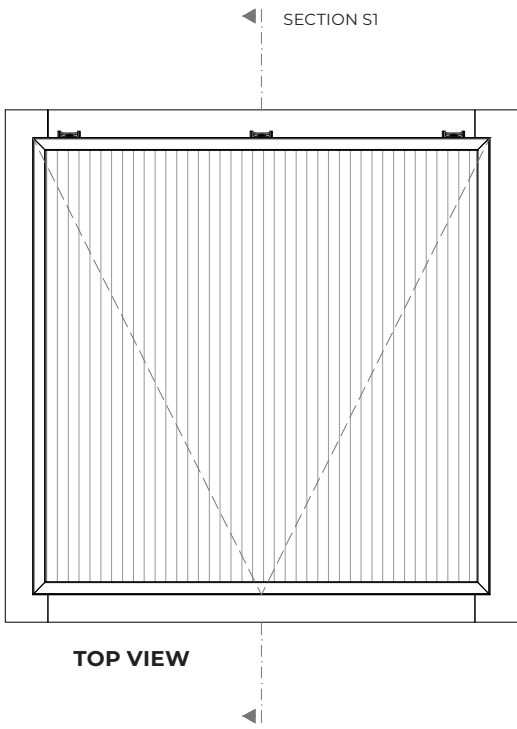
FLANGES

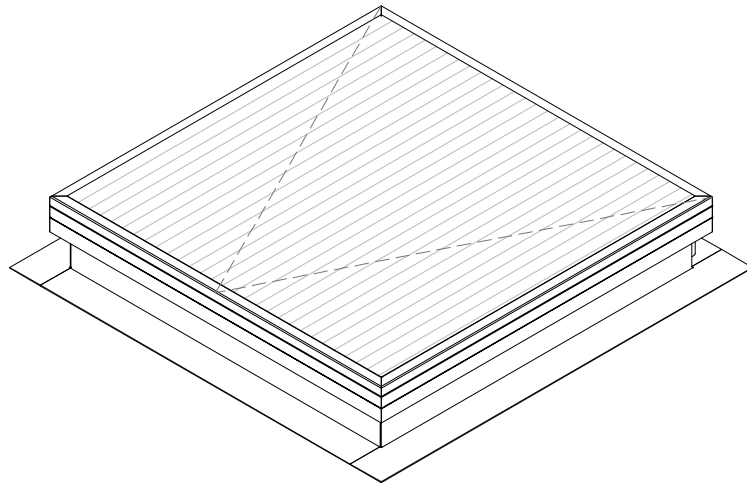
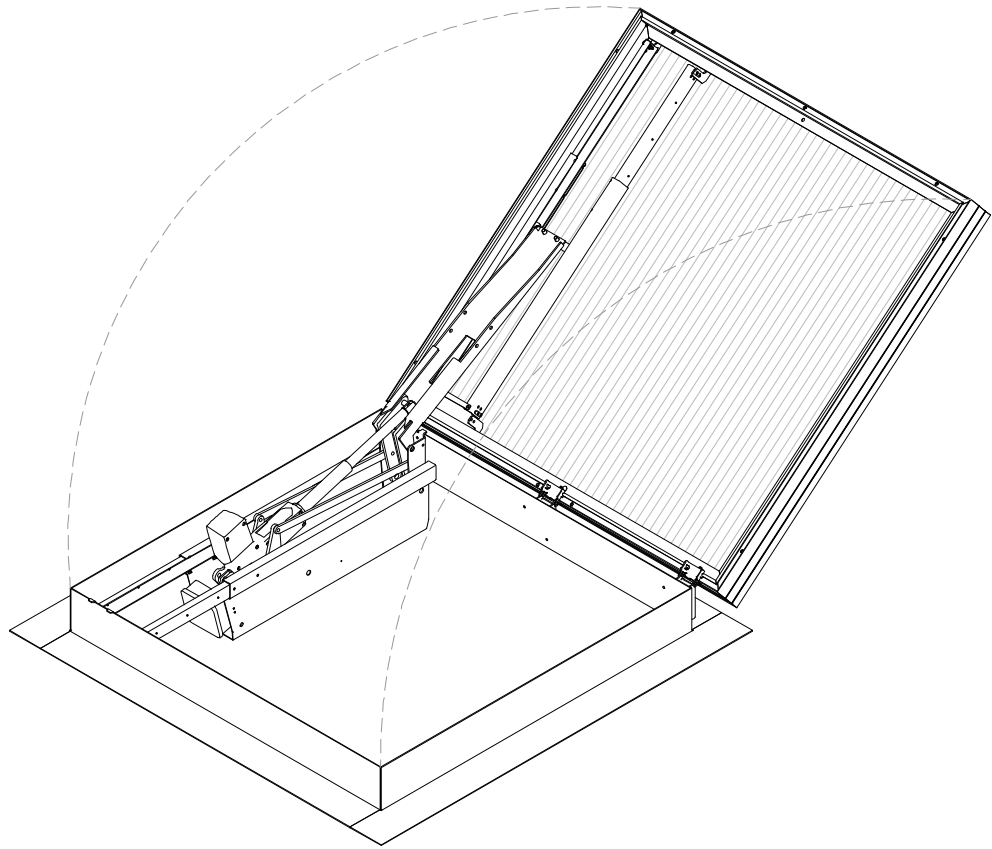
- S1** Flange for single glass.
- S2** Flange for double glass.
- S3** Flange for roofs, 45° bended.
- S4** Flange for roofs and facades.
- S5** Flange for upstand, 90° bended downwards.
- S6** Flange 90° bended upwards.
- SLS** Flange for skylight connection (different polycarbonate thicknesses).
- SC** Flange for connection with other flange (vents connection, SCM Flange for male connection and SCF flange for female connection).



WEIGHT

Depends on dimensions and type of infill.





PERSPECTIVE VIEW