

## DESCRIPTION

BACHFIRE E 120 is an Automatic Fire Curtain that in the case of fire, limits and controls the fire, with classification E 120.

The curtain is composed of fibreglass fabric with polyurethane coating on both sides seamed with reinforced steel wire and fixed to a steel roller of 78 mm of diameter. Galvanized steel elements as headbox, side guides and bottom bar.

All the system is driven by a 24 V tubular motor and controlled by an electronic board, CRM (Control and Regulation for Motor) with *Special Gravity Fail-Safe System*.

The control panel for automatic curtains (CBM), with a nominal input voltage of 115 V or 220 V and output voltage of 24 V.

Uninterruptible Power Supply (UPS System) with an autonomy up to 6 hours exists in all control panels.

Tested in accordance with EN 1634-1 and classified in accordance with EN 13501-2, it also complies with the conditions and procedures for CE Marking provided for EN 16034 standards.

## CLASSIFICATION

E 120



# bachfire

## OPERATION

The system can be activated by a SHEV, fire alarm contact, internal fire and smoke detection devices, or manual emergency buttons. In the event of a fire, the Control Panel (CBM), receives the signal alarm, and the automatic curtain deploys automatically, with the controlled and safe constant speed of descent even following total power loss on all curtains. If there is a false alarm the curtains return to stand-by position automatically after reset of alarm from the main Fire Management Systems. In case of main power loss, the curtain will remain fully retracted thanks to the battery backup system.

## FABRIC

The fibreglass fabric resists up to 1100°C. The polyurethane coating on both sides guarantees mechanical stability when handling the fabric not only in the sewing process but also during the installation. All seams are done with reinforced stainless steel wires with a coating of Kevlar.

## HEADBOX

Galvanized Steel headbox 1.2 mm thickness with different possibilities to adapt to different architectural spaces, and maintenance requirements. Dimensions of the headbox vary depending on the width and height of the curtain.

## SIDE GUIDES

Galvanized Steel from 1.5 to 3 mm thickness and different dimensions depending on width and height of the curtain.

## ROLLER

Galvanized Steel of 1.5 mm thickness and 78 mm diameter. Special slide system for fixing the fabric.

## BOTTOM BAR

Galvanized Steel of 1.5 mm thickness. Two-part system to facilitate installation.

## ELECTRIC MOTOR

**Tubular motor:** 24 V.  
**Maximum power:** 24 W / 18 Nm.  
**Maximum current:** 3 A.  
**Average linear speed:** 0.10 m/s to 0.15 m/s.

## CRM MOTOR REGULATION BOX

Polyester box IP56 with an electronic board inside to control the movement of the motor.  
**Dimensions (W x H x D):** 120 x 160 x 75 mm.

## CBM CONTROL PANEL

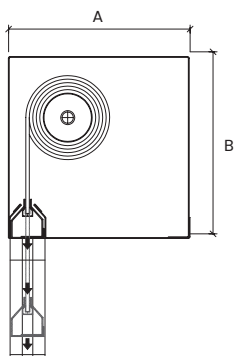
Receives the signal alarm from the Fire Management System and controls the movement of curtains. Visual and acoustic alert system.  
**Dimensions (W x H x D):** from 300 x 230 x 140 mm to 400 x 400 x 210 mm.  
**Input:** 115 or 220 V 50Hz.  
**Output:** 24 V.  
**Battery:** 2 x 12 V 7.5 Ah rechargeable (up to 6 hours autonomy), 2 x 12 V 1.3 Ah rechargeable (up to 1 hour autonomy).  
**Maximum capacity:** up to 12 motors.

## OPTIONAL EXTRAS

**RAL coating:** headbox, side guides, bottom bar and false ceiling extra accessories.  
**Stainless steel elements:** headbox, side guides, bottom bar, screws, rivets.  
**Headbox:** custom set-up for specific architectural or special operational requirements.  
**Side guides:** custom set-up for specific architectural or special operational requirements.  
**Bottom bar:** aluminum profile painted RAL 9003 (white) for using with false ceiling accessories.  
**False ceiling accessories:** aluminum profiles painted RAL 9003 to hide headbox over the false ceiling.  
**Electric motor:** special 24 V motors up to 80 Nm without CRM. Special 230 V motors up to 120 Nm without CRM.  
**CRM:** customized board for high-speed deployment.  
**CBM control panel:** special designs up to 48 motors in one control panel, additional information output, micro switches, communication with other devices, special battery backup, possibility of delaying curtain deployment.  
**Escape button:** pushing this button the curtain goes up and the user can escape through the opening, the curtain deploys 30s later automatically.  
**Emergency button:** pushing this button the curtain deploys immediately.

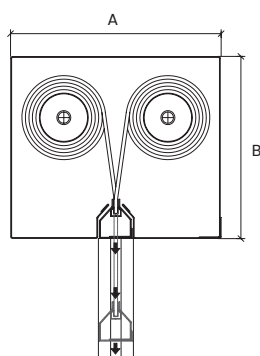
**Note:** other requirements and customized solutions on demand.

## HEADBOX



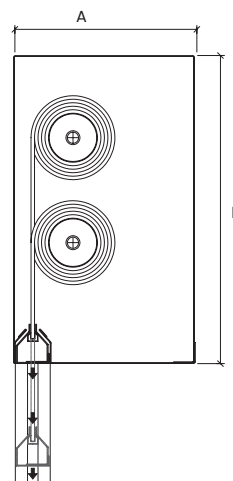
### SINGLE ROLLER

A: 180-260 mm  
B: 180-260 mm



### MULTI ROLLER HORIZONTAL

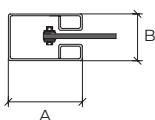
A: 250-400 mm  
B: 170-260 mm



### MULTI ROLLER VERTICAL

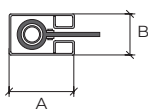
A: 190-270 mm  
B: 300-500 mm

## SIDE GUIDES



### SCREW SIDE GUIDES STANDARD

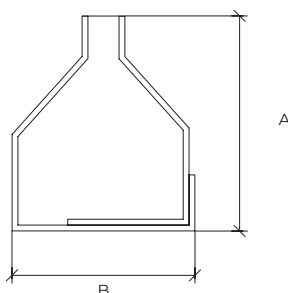
A: 80-100 mm  
B: 50-50 mm



### TUBE SIDE GUIDES HIGH PRESSURE AREAS

A: 100-120 mm  
B: 50-76 mm

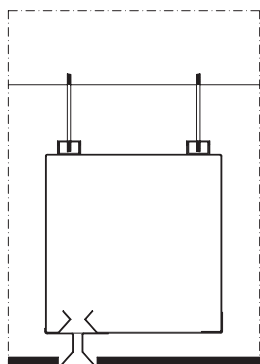
## BOTTOM BAR



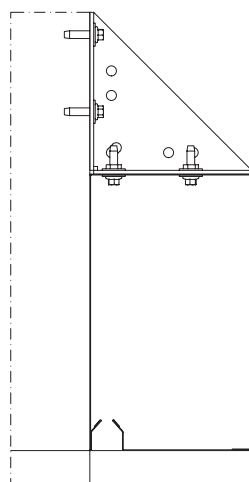
### GALVANIZED STEEL

A: 55 mm  
B: 47 mm

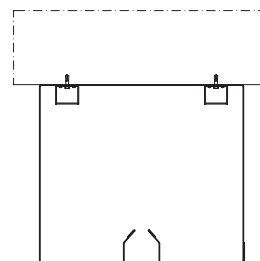
## HEADBOX INSTALLATION



### HANGING FALSE CEILING

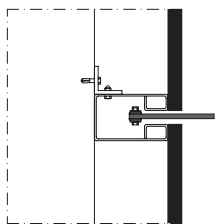


### WALL

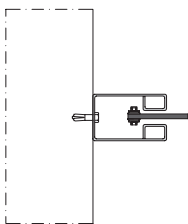


### TOP CEILING

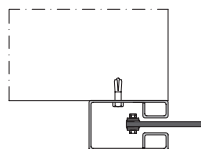
## SIDE GUIDES INSTALLATION



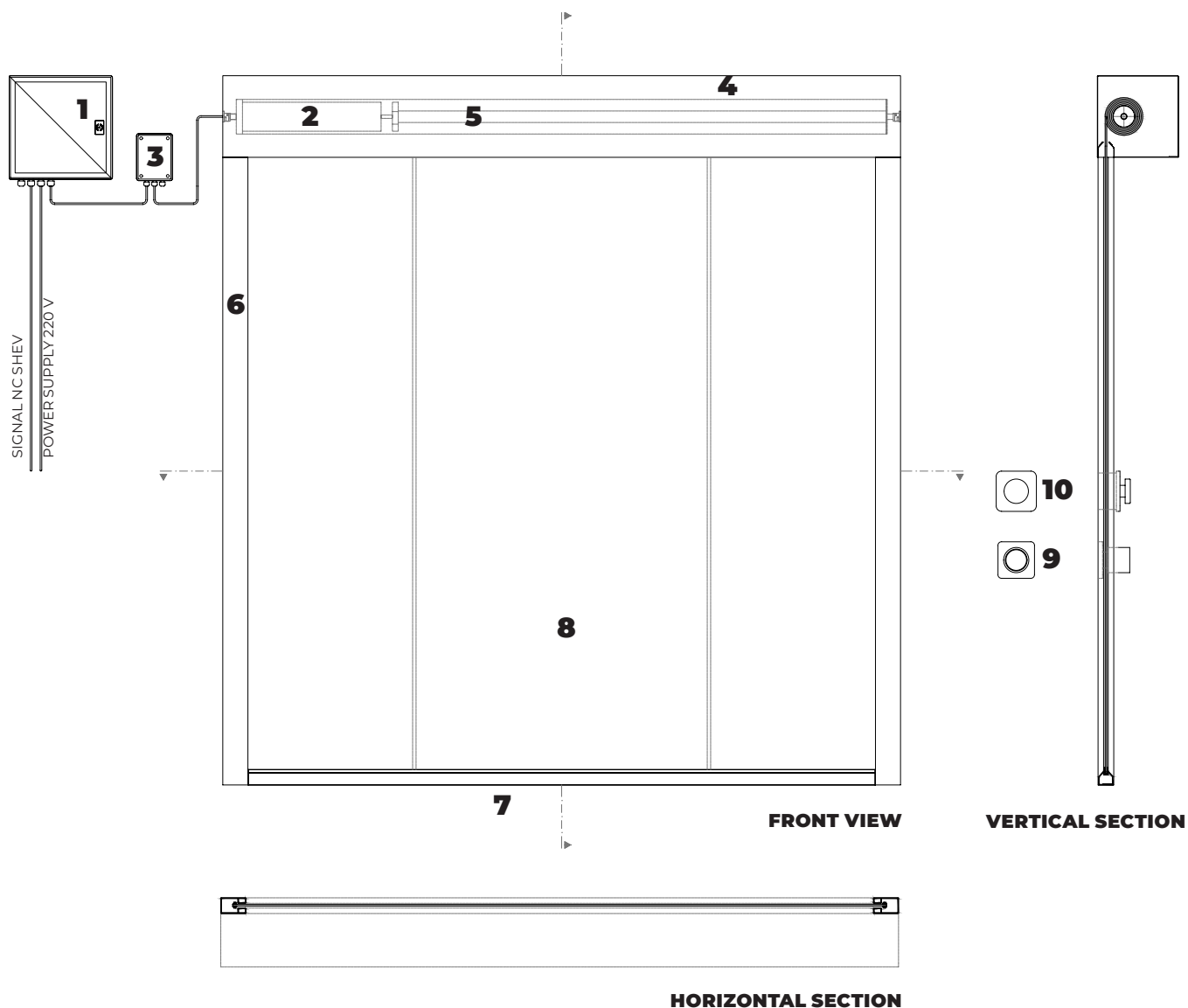
**HIDDEN**



**BACK WALL**



**SIDE WALL**



- 1.** control panel CBM
- 2.** tubular motor 24 V
- 3.** CRM electronic control board
- 4.** galvanized steel headbox
- 5.** galvanized steel roller

- 6.** galvanized steel side guides
- 7.** galvanized steel bottom bar
- 8.** fire resistant fabric
- 9.** escape button
- 10.** emergency button