

Fire Stopping Compartmentation Systems

FLAMOCAV



TRIA

FLAMOCAV

description

FLAMOCAV open State Cavity Barrier (OSCB) is developed to protect the voids between the outer façade and the inner construction element of the building. The product is designed for use in a ventilated system, the FLAMOCAV OSCB allows for 25mm linear air gap to ensure movement of air and moisture within the building. The aluminium foil restricts fire migration and has a class 'O' rating. In the event of a fire the intumescent outer edge of the product will expand and fill the ventilation gap between the product and the façade preventing the passage of fire from one compartment to another.




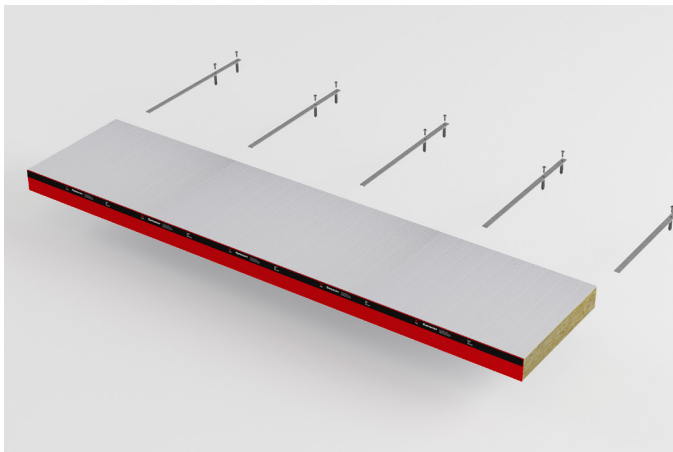
intended areas of use

Between the inner construction (slab edge) and the outer façade of the building
Where movement of air and moisture is required
For overall gap sizes up to 350mm

key product points

3rd Party approved - EWCL 5 WarringtonFire
Assumed working life of 25 years
Non-combustible core
'Dry fit' solution, no cure time
Fast installation using brackets

Class 0 tested to BS 476: Part 6 would be the equivalent B classification to EN 13501-1. (EN13823 and EN ISO 11925-2)



TECHNICAL INFORMATION

Total gap size	50 - 350mm
Gap between product and façade	≤ 25mm *
Fire resistance	Up to 90 minutes tested according to ASFP TDG 19 & BS 476: Part 20.
Ventilation void closure time	≤ 5 minutes
Product dimensions	1000mm x 75mm (width is variable depending on building requirements)
Density	Mineral fibre 90kg/m ³ Intumescent 1.3g/cm ³
Fixings	3 brackets per 1000mm @250mm centres (length 390mm or 635mm)

*For larger sizes please contact TRIA directly

flamocav in a rigid floor

PRODUCTS

- 1- FLAMOCAV Open State Cavity Barrier
- 2- Steel Brackets

SUPPORTING CONSTRUCTION


Rigid floor with façade

CLASSIFICATION

See table below

MAXIMUM OPENING SIZE

350mm



CAVITY VOID (25MM AIR GAP)	CLOSE TIME (MINS)	CLASSIFICATION (MINS)
175mm	2:28	Integrity: 97 Insulation: 36
350mm	3:30	Integrity: 56 Insulation: 49

ADDITIONAL NOTES

FIRE RESISTANCE

FLAMOCAV OSCB has been tested to ASFP Technical Guidance Document - TGD 19 Fire Resistance Test for 'Open-State' Cavity Barriers used in the external envelope or fabric of buildings.

In the test a representative sample of an 'open-state' cavity barrier is exposed to a specified regime of heating and pressure as specified in EN 1363-1. The fire resistance performance of the test specimen is also monitored as stipulated by this standard and the results are expressed as the time for which the appropriate criteria have been satisfied.

INSTALLATION

This cavity barrier is installed in the voids between the outer rainscreen facade and the inner construction element of the building.

Any insulation fitted to the outer face of the building should be cut away to allow for the installation of FLAMOCAV OSCB.

Suitable steel brackets should be fixed to substrate using suitable non-combustible fixings. (If not using TRIA brackets please seek technical advice for the suitability) 3 brackets should be fixed at 250mm centres per 1000mm piece.

FLAMOCAV OSCB should be then placed on to the brackets at mid-depth, ensuring that the split ends of the bracket protrudes 10mm from the intumescent edge of the product. The 2 ends should then be folded to support the intumescent (one up and one down).

When selecting length of bracket. You need to take into account the overall width of the product, the 10mm protruding and the length you require to fix to the inner construction element.

information

TRIA has Technical Representatives who provide assistance in the selection and specification of TRIA products. For more information, specification and technical advice please call our Head Office geral@tria.pt. Guarantee / Warranty: TRIA products are manufactured to rigid standards of quality. Any product which has been applied in accordance with TRIA's written instructions and in any application

recommended by TRIA, but which is proved to be defective in product quality, will be replaced free of charge. No liability can be accepted for the information provided in this document although it is published in good faith and believed to be correct. TRIA reserves the right to alter product specifications without prior notice, in line with our Company policy of continuous development and improvement.

COMPANY OF THE GROUP



TRIA - Serviços, Materiais e Equipamentos, SA.
Parque Ind. Manuel Lourenço Ferreira - Lt.43
3450 - 232 Mortágua
//+351 231 927 480 //geral@tria.pt
www.tria.pt

VER.05.21